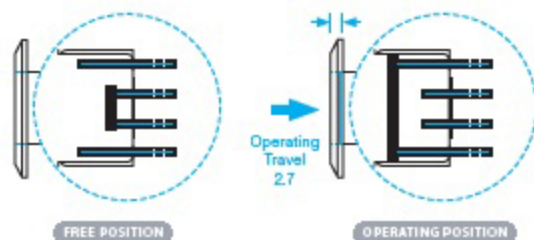
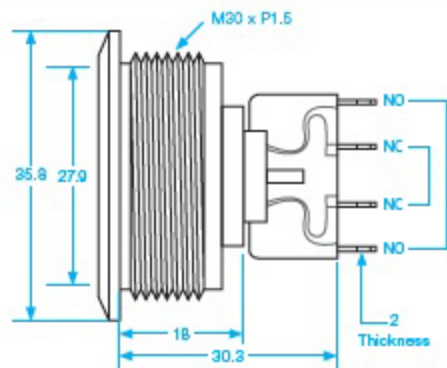
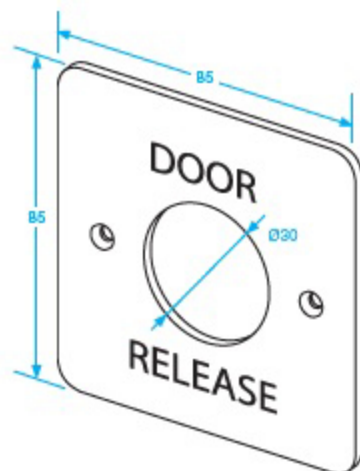


## Exit Button

- Faceplate: Brushed Stainless Steel
- **ITW** Zinc alloy 35mm flush button
- Flush mount
- **FREE:** Add your company logo
- COM-N/O
- COM-N/C

PRESS TO EXIT



### SPECIFICATION

- Max. Rating: 5A/125/250 Vac.
- Contact resistance: 50mΩ Max. (initial).
- Operating travel: 2.7mm.
- Operating life (Mechanical): Over 100,000 times.
- Cables included.